FREE SAMPLE | Buy the complete pack at notesbazar.in | page 1 of 43

CLASS 12 · CBSE SOCIOLOGY (039)

Sociology Solved Board Papers

Chapter-wise and year-wise CBSE board questions with complete answers

2016–2026

- ✓ Part A: every question sorted chapter-wise, grouped by marks, with full answers
- ✓ Part B: complete board papers, each followed by its answers
- ✓ Board weightage table and most-asked topics for every chapter
- ✓ Passage, table and assertion-reason questions answered with the data shown
- ✓ Questions on chapters removed from the syllabus are flagged and kept out of Part A

notesbazar.in

FREE SAMPLE | Buy the complete pack at notesbazar.in | page 2 of 43

WHAT YOU GET

CBSE Sociology papers 2016–2026. Every question answered. Sorted chapter-wise.

18	544	9	9	140
board papers	solved questions	years · 2016–26	chapters	MCQs solved

✗ Questions scattered across years	→ ✓ All in one place, chapter-wise
✗ Don't know what to study first	→ ✓ Weightage + most-asked topics
✗ Answers too short to score	→ ✓ Point-wise answers the board way
✗ Old books carry deleted chapters	→ ✓ Only the 2026-27 syllabus

PART A

A Chapter-wise

- ✓ Weightage table
- ✓ Most-asked topics
- ✓ Every question + solution

PART B

B Full papers

- ✓ Exactly as set by CBSE
- ✓ Solutions after each paper
- ✓ Timed 3-hour practice

2026 · 62	**2026** · 62/7	**2025** · 62	**2025** · 62/S	**2024** · 62
2024 · 62/S	**2023** · 62	**2023** · 62 (Comptt)	**2022** · 62 (Term 2)	**2022** · 62 (Term 2, Comptt)
2019 · 62	**2019** · 62/1	**2018** · 62	**2018** · 62	**2017** · 62
2017 · 62/1	**2016** · 62	**2016** · 62/1		

Notes Bazar

Complete Notes · Solved PYQs

CLASS 6–12 · ALL SUBJECTS

100% QUESTIONS SOLVED

Made for board toppers



FREE SAMPLE | Buy the complete pack at notesbazar.in | page 3 of 43

How to use this book

Part A puts every board question of a chapter together, from 1-mark objective questions to 6-mark long answers. Finish a chapter in your notes, then answer its Part A questions without looking at the answers. Check, mark the ones you got wrong, and repeat them a week later.

Each question shows where it was asked, for example **CBSE 2026 · 62 · Q34**. Use the weightage table and the most-asked topics chart at the start of each chapter to decide what to revise first.

Part B gives full papers. In the last month before the exam, sit with a clock and write one paper in 3 hours, then check it with the answers that follow the paper.

Answers are written the way the board awards marks: one point per mark, each point stated and then explained with a concept, a sociologist or an Indian example. For passage and table questions, quote the line or figure that supports your answer.

Contents

Part A · Chapter-wise questions with solutions

1. The Demographic Structure of the Indian Society 64 Qs
2. Social Institutions: Continuity and Change 53 Qs
3. Patterns of Social Inequality and Exclusion 53 Qs
4. The Challenges of Cultural Diversity 70 Qs
5. Structural Change 43 Qs
6. Cultural Change 49 Qs
7. Change and Development in Rural Society 69 Qs
8. Change and Development in Industrial Society 78 Qs
9. Social Movements 65 Qs

Part B · Full board papers, each followed by its solutions

1. CBSE 2026 · 62 solutions
2. CBSE 2026 · 62/7 solutions
3. CBSE 2025 · 62 solutions
4. CBSE 2025 · 62/S solutions
5. CBSE 2024 · 62 solutions
6. CBSE 2024 · 62/S solutions
7. CBSE 2023 · 62 solutions
8. CBSE 2023 · 62 (Comptt) solutions
9. CBSE 2022 · 62 (Term 2) solutions
10. CBSE 2022 · 62 (Term 2, Comptt) solutions
11. CBSE 2019 · 62 solutions
12. CBSE 2019 · 62/1 solutions
13. CBSE 2018 · 62 solutions
14. CBSE 2018 · 62 solutions
15. CBSE 2017 · 62 solutions
16. CBSE 2017 · 62/1 solutions
17. CBSE 2016 · 62 solutions
18. CBSE 2016 · 62/1 solutions

544 questions in all. Questions are taken from all 18 CBSE Class 12 Sociology board papers we could get for 2016 to 2026: the main papers (code 62; Outside and Delhi papers for 2016, 2017 and 2019; two papers for 2018) and the compartment papers of 2022 to 2026. The 2020 papers are not included because the CBSE download links for them are broken, and the 2021 exams had no board paper. One 2018 paper was never published as a question paper; its questions are taken from the CBSE marking scheme, which restates them. Answers are our own, checked against the official marking schemes wherever the board published one (none for the 2023 main paper and the 2022 compartment paper; those answers follow the NCERT textbooks). Questions from chapters since removed from the syllabus (the market, Indian democracy, globalisation, mass media) are left out of Part A and marked in Part B, where they are still fully answered.

FREE SAMPLE | Buy the complete pack at notesbazar.in | page 4 of 43

CHAPTER 1

The Demographic Structure of the Indian Society

Board weightage 2016–2026

Year	2016	2017	2018	2019	2022	2023	2024	2025	2026
Questions per paper	2.5	2.5	2.5	3	–	5	6.5	5	5
Marks per paper	8	8	8	8	–	16	11	10	10

Most asked topics

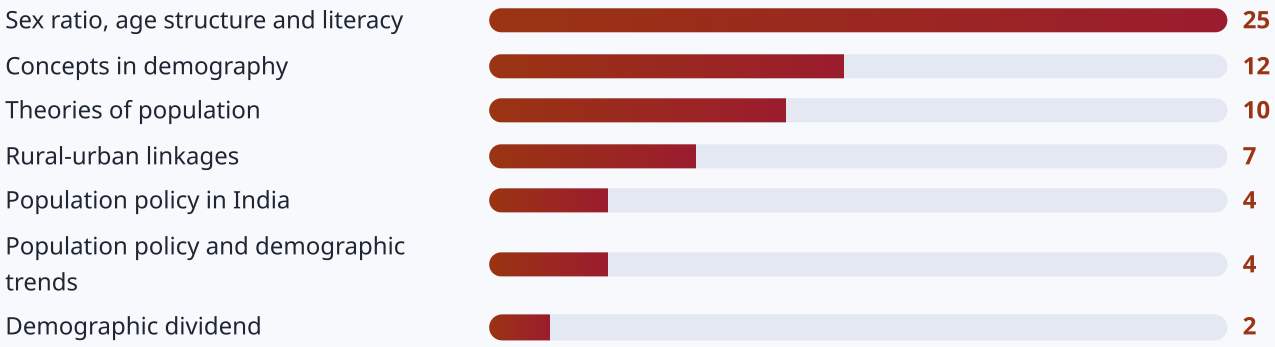

64 different questions from 16 papers. Repeated questions are shown once with every year they were asked.

1 mark: MCQ and Assertion–Reason

CBSE 2026 · 62 · Q1 — 1 mark

Assertion (A): Female literacy has been rising faster than male literacy.
Reason (R): Literacy varies considerably across genders, across regions, and across social groups.

(A) Both Assertion (A) and Reason (R) are true and Reason (R) is the correct explanation of Assertion (A).

(B) Both Assertion (A) and Reason (R) are true, but Reason (R) is not the correct explanation of Assertion (A).

(C) Assertion (A) is true, but Reason (R) is false.

(D) Assertion (A) is false, but Reason (R) is true.

Solution

(B) Both statements are true (NCERT: female literacy has been rising faster than male literacy, partly because it started from a lower base; literacy also varies by gender, region and social group), but the variation in literacy does not explain why female literacy is rising faster.

FREE SAMPLE | Buy the complete pack at notesbazar.in | page 5 of 43

CBSE 2026 · 62 · Q3 — 1 mark

_____ is a characteristic of the second/transitional stage in population growth of society.
(I) High death rate and population explosion
(II) Population explosion
(III) Low sex ratio
(IV) High maternal mortality rate

(A) Only (I)
(B) Only (II)
(C) (II) and (III)
(D) Only (IV)

Solution

(B) Only (II): population explosion. Theory of demographic transition: stage 1 — low growth (high birth and death rates); stage 2 (transitional) — death rate falls quickly with better medicine and food, but birth rate stays high, so population grows very fast (population explosion); stage 3 — low growth with low birth and death rates.

CBSE 2026 · 62/7 · Q3 — 1 mark

As per the population policy in India, which of the following statements are correct ?
(I) Population dynamics does not crucially affect the health and well-being of its people.
(II) India was perhaps the first country to explicitly announce a population policy in 1952.
(III) The population policy took the concrete form of the National Family Planning Programme.
(IV) The most important objective of the population policy was to speed up the rate of population growth.

Options :

(A) (I) and (II)
(B) (I) and (III)
(C) (I) and (IV)
(D) (II) and (III)

Solution

(D) (II) and (III). India was perhaps the first country to announce a population policy (1952), and it took concrete form in the National Family Planning Programme. (I) is false because population dynamics crucially affects people's health and well-being; (IV) is false because the objective was to slow down, not speed up, population growth.

CBSE 2026 · 62/7 · Q6 — 1 mark

The Malthusian theory was criticised/challenged for :

(A) not foreseeing that economic growth could outstrip population growth.
(B) accounting for unequal distribution of economic resources.
(C) claiming that birth rates had declined and outbreaks of epidemic diseases were being controlled.
(D) not claiming that humanity is condemned to live in poverty forever.

Solution

(A) Malthus held that population grows faster than food supply, so humanity is condemned to poverty. Critics pointed out that he did not foresee that economic growth (new technology, industrialisation) could outstrip population growth. The other options are wrong: Malthus did not claim that birth rates were declining or epidemics being controlled, and he *did* claim that

FREE SAMPLE | Buy the complete pack at notesbazar.in | page 6 of 43

humanity is condemned to poverty. (Another criticism is that he ignored the unequal distribution of resources, but option (B) states it the other way round.)

CBSE 2025 · 62 · Q3 — 1 mark

As per the theory of Demographic Transition, which of the following statements are correct?
(I) Population growth is linked to overall levels of economic development.
(II) Every society follows a typical pattern of development.
(III) The development is related to population growth.
(IV) There are four stages of population growth.

(A) (I) and (II)
(B) (II) and (IV)
(C) (I) and (III)
(D) (I), (II) and (III)

Solution

(D) (I), (II) and (III). The theory links population growth to economic development, and says every society follows a typical development-related pattern of population growth. It has **three** stages (not four): low growth in an underdeveloped society, transitional stage of population explosion, and low growth in a developed society.

CBSE 2025 · 62 · Q12 — 1 mark

While urbanization has been occurring at a rapid pace, it is the biggest cities – the metropolises – that have been growing the fastest. Which of the following statements related to urbanization is not true?

(A) These metros attract migrants from the rural areas as well as from small towns.
(B) The larger cities in India are not growing at such a rapid rate.
(C) Urban infrastructure can hardly keep pace.
(D) With the mass media's primary focus on these cities, the public face of India is becoming more and more urban rather than rural.

Solution

(B) is not true: the biggest cities are growing the **fastest**, attracting migrants from villages and small towns, and their infrastructure cannot keep pace.

CBSE 2025 · 62/S · Q1 — 1 mark

Assertion (A) : Formal demography is primarily concerned with the measurement and analysis of the components of population change.
Reason (R) : Its focus is on quantitative analysis for which it has a highly developed mathematical methodology.

(A) Both Assertion (A) and Reason (R) are true and Reason (R) is the correct explanation of Assertion (A).
(B) Both Assertion (A) and Reason (R) are true, but Reason (R) is not the correct explanation of Assertion (A).
(C) Assertion (A) is true, but Reason (R) is false.
(D) Assertion (A) is false, but Reason (R) is true.

Solution

FREE SAMPLE | Buy the complete pack at notesbazar.in | page 7 of 43

(A) Both are true and R explains A. Formal demography measures and analyses the components of population change (births, deaths and migration). Because its focus is quantitative, it has developed a highly mathematical methodology (rates, life tables, projections), and that is why it concentrates on measurement and analysis.

CBSE 2025 · 62/S · Q2 — 1 mark

Assertion (A) : Changes in age structure reflect changes in the development level and average life expectancy.
Reason (R) : Factors like economic development, improvement of quality of life, improved life expectancy are not related with age structure.

(A) Both Assertion (A) and Reason (R) are true and Reason (R) is the correct explanation of Assertion (A).
(B) Both Assertion (A) and Reason (R) are true, but Reason (R) is not the correct explanation of Assertion (A).
(C) Assertion (A) is true, but Reason (R) is false.
(D) Assertion (A) is false, but Reason (R) is true.

Solution

(C) A is true: the age structure (the proportion of the population in different age groups) changes with development and with rising life expectancy. R is false: economic development, a better quality of life and higher life expectancy are exactly the factors that are related to, and change, the age structure.

CBSE 2024 · 62 · Q6 — 1 mark

Historically, all over the world, it has been found that there are slightly more females than males in most countries. Which of the following factors made this possible?
I. Women tend to outlive men at the other end of the life cycle.
II. Girl babies are resistant to boy babies in infancy.
III. Gender-based families with preference for sons.
IV. Gender neutral behaviour.

(A) I, II and III
(B) I and III
(C) III and IV
(D) I and II

Solution

(D) I and II. Girl babies appear to have an advantage over boy babies in resisting disease in infancy, and at the other end of the life cycle women tend to outlive men. Son preference (III) works the other way and lowers the sex ratio.

FREE SAMPLE | Buy the complete pack at notesbazar.in | page 8 of 43

CBSE 2024 · 62 · Q10 — 1 mark

Sometimes cities may also be preferred by people for social reasons. Which of the following is not a reason?

(A) Cities offer relative anonymity.

(B) Urban life involves interaction with strangers.

(C) Continuous decline in common property resources like ponds, forests and grazing lands.

(D) The poorer sections of the socially dominant rural groups do not engage in low status work in cities.

Solution

(D) is not a reason (and is wrong): the anonymity of cities in fact **allows** poorer members of dominant rural groups to do low-status work they would not do in the village. Anonymity and interaction with strangers are social attractions of the city; decline of common property resources pushes people out of villages.

CBSE 2024 · 62/S · Q6 — 1 mark

Famines were a major and recurring source of increased _____.

(A) Fertility

(B) Mortality

(C) Dependency

(D) Sex-ratio

Solution

(B) Mortality. Before Independence, famines and epidemics were a major and recurring source of increased mortality (death rates), which kept population growth low. Better food distribution, public health and medical progress later brought death rates down.

CBSE 2024 · 62/S · Q10 — 1 mark

Demographers and sociologists have offered several reasons for the decline in the sex ratio in India.
Which of the following is *not* a reason for the decline in the sex-ratio ?

(A) Not looking after girl babies in infancy

(B) Sex-specific abortions

(C) Female infanticide

(D) Awareness

Solution

(D) Awareness. The decline in the sex ratio (and in the child sex ratio) has been explained by neglect of girl babies in infancy, sex-selective abortions and female infanticide. Awareness is not a cause; it is what campaigns try to build in order to reverse the decline.

CBSE 2023 · 62 · Q1 — 1 mark

The measure of comparing the portion of a population which is composed of dependents with the portion that is the working population is:

(a) Age structure of the population

(b) Sex ratio

(c) Dependency ratio

(d) Growth rate of population

Solution

FREE SAMPLE | Buy the complete pack at notesbazar.in | page 9 of 43

(c) Dependency ratio: a measure comparing the portion of a population made up of dependents (the elderly who are too old to work and children who are too young to work) with the working-age population, usually 15–64 years.

CBSE 2023 · 62 · Q12 — 1 mark

Which of the following statements is true in the scenario of high fertility rate?

(a) It takes more time to reach the replacement level.
(b) It takes less time to reach the replacement level.
(c) It does not impact the replacement level.
(d) The impact on replacement level cannot be determined.

Solution

(a) It takes more time to reach the replacement level. The replacement level is the fertility rate at which a population just replaces itself (about 2.1 children per woman); the higher the fertility rate, the longer it takes to bring it down to this level.

CBSE 2023 · 62 (Comptt) · Q1 — 1 mark

The number of females per 1000 males in a given area at a specified time period is

(a) Age structure of the population
(b) Sex Ratio
(c) Dependency Ratio
(d) Growth rate of population

Solution

Answer: (b) Sex Ratio

The sex ratio is the number of females per 1000 males at a given time in a given area. The age structure describes the proportion of people in different age groups, the dependency ratio compares dependents with workers, and the growth rate is the change in population size.

CBSE 2023 · 62 (Comptt) · Q12 — 1 mark

Which of the following indicates Arithmetic Progression ?

(a) 2, 4, 6, 8, 10, ...
(b) 2, 4, 8, 16, ...
(c) 1, 2, 4, 6, ...
(d) 2, 6, 18, 54, ...

Solution

Answer: (a) 2, 4, 6, 8, 10, ...

In an arithmetic progression each term is obtained by adding the same number (here 2). (b) and (d) multiply by a constant (geometric progressions), and (c) has no constant difference. Malthus compared population growth (geometric) with growth of food supply (arithmetic).

FREE SAMPLE | Buy the complete pack at notesbazar.in | page 10 of 43

2 marks: very short answer

CBSE 2026 · 62 · Q17 — 2 marks

"Malthus argued that human populations tend to grow at a much faster rate than the rate at which the means of human subsistence (specially food, but also clothing and other agriculture-based products) can grow. Therefore, humanity is condemned to live in poverty forever because the growth of agricultural production will always be overtaken by population growth." What are the methods that Malthus suggests to check the rise in population?

Solution

Malthus believed population grows geometrically while food grows arithmetically, so prosperity is possible only by controlling population growth. Two kinds of checks:
(i) **Artificial or preventive checks** — postponing marriage, practising sexual abstinence or celibacy.
(ii) **Positive (natural) checks** — famines, diseases (and wars) that increase deaths and bring population back in line with food supply.

CBSE 2026 · 62 · Q33.1 — 2 marks

The Rural and Urban population in India (1901 – 2011) is given below:

Table: Rural and Urban Population

Year	Population (Millions)		Percentage of Total Population	
	Rural	Urban	Rural	Urban
1901	213	26	89.2	10.8
1911	226	26	89.7	10.3
1921	223	28	88.8	11.2
1931	246	33	88.0	12.0
1941	275	44	86.1	13.9
1951	299	62	82.7	17.3
1961	360	79	82.0	18.0
1971	439	109	80.1	19.9
1981	524	159	76.7	23.3
1991	629	218	74.3	25.7
2001	743	286	72.2	27.8
2011	833	377	68.8	31.2

Based on the above data, answer the following questions.
(33.1) 'Rural-urban migration is preferred for 'social reasons'. Mention any two reasons. (2)

Solution

Any two:
• Migration to the city gives the socially oppressed some protection from the **daily humiliation** they face in the village, where everyone knows their caste identity.
• The **anonymity** of the city lets poorer members of socially dominant rural groups do low-status work they could not do in the village.

FREE SAMPLE | Buy the complete pack at notesbazar.in | page 11 of 43

• (Also) decline of common property resources (ponds, forests, grazing land) and limited opportunities for cash income in villages push people to cities.

CBSE 2026 · 62/7 · Q17 — 2 marks

The age structure of the population refers to the proportion of persons in different age groups relative to the total population.
Relatively smaller proportions of the population are found in the younger age groups and larger proportions in the older age groups. This is also referred to as the ageing of the population.
Is an ageing population a boon or a bane ? Give two reasons to justify your statement.

Solution

Per the marking scheme, an ageing population is a **bane**, because:
(i) there is the burden of a huge dependent population on the working population;
(ii) it becomes difficult for a relatively smaller proportion of working-age people to carry the burden of providing for a relatively larger proportion of dependents (health care, pensions and so on).
(Any other relevant point is accepted.)

CBSE 2026 · 62/7 · Q33.1 — 2 marks

Age composition of the population of India 1961 – 2026 is given below :

Year	Age Groups			Total
	0 – 14 Years	15 – 59 Years	60+ Years	
1961	41	53	6	100
1971	42	53	5	100
1981	40	54	6	100
1991	38	56	7	100
2001	34	59	7	100
2011	29	63	8	100
2026	23	64	12	100

Based on the above data, answer the following questions.
(a) What does the 'Demographic Dividend' refer to ? (2)
(For Visually Impaired Candidates, in lieu of Q. No. 33 : "India has a very young population – that is, the majority of Indians tend to be young, and the average age is also less than that for most other countries. Data shows that the share of the under-15 age group in the total population has come down from its highest level of 42% in 1971 to 29% in 2011. The share of the 15 – 59 age group has increased slightly from 53% to 63%, while the share of the 60+ age group is very small but it has begun to increase (from 5% to 7%) over the same period. But the age composition of the Indian population is expected to change significantly in the next two decades. Most of this change will be at the two ends of the age spectrum – as data shows, the 0 – 14 age group will reduce its share by about 11% (from 34% in 2001 to 23% in 2026) while the 60 plus age group will increase its share by about 5% (from 7% in 2001 to about 12% in 2026)." with the same two questions (a) What does the 'Demographic Dividend' refer to ? (2) (b) How can we state that the age composition of the Indian population is expected to change significantly in the next two decades ? (4))

FREE SAMPLE | Buy the complete pack at notesbazar.in | page 12 of 43

Solution

The **demographic dividend** is the gain that results from an increase in the proportion of workers relative to non-workers in the population (1 mark). The working population is roughly the 15–59 age group, which must support itself and also those outside this age group who cannot work and are dependents (children and the elderly). When the working-age share is large and the dependent share small, the country can convert this into economic growth (1 mark).

CBSE 2025 · 62 · Q24 — 2 marks

The major epidemic diseases in the past were fevers of various sorts, plague, smallpox and cholera. But the single largest epidemic was the influenza epidemic of 1918 – 19, which killed about 5% of the total population of India at that time. Differentiate between epidemic and pandemic.

Solution

• **Epidemic:** a sudden increase in the rate at which a disease affects people of a given geographical area at a specific time (e.g. cholera in a district).
• **Pandemic:** an epidemic that spreads over a very wide area — national, international or global (e.g. the 1918–19 influenza, COVID-19).

CBSE 2025 · 62 · Q33.1 — 2 marks

The declining Sex Ratio in India 1901 – 2011 is given below:

Year	Sex Ratio (all age groups)	Variation over previous decade	Child Sex Ratio (0 – 6 years)	Variation over previous decade
1901	972	–	–	–
1911	964	–8	–	–
1921	955	–9	–	–
1931	950	–5	–	–
1941	945	–5	–	–
1951	946	+1	–	–
1961	941	–5	976	–
1971	930	–11	964	–12
1981	934	+4	962	–2
1991	927	–7	945	–17
2001	933	+6	927	–18
2011	943	+10	919	–8

Based on the above data, answer the following questions.
(a) What are the reasons for the declining child sex ratio? (2)

Solution

Any two:
• Severe neglect of girl babies in infancy, leading to higher death rates.
• Sex-specific abortions that prevent girl babies from being born — modern techniques such as

FREE SAMPLE | Buy the complete pack at notesbazar.in | page 13 of 43

the **sonogram (ultrasound)** are misused to identify and abort female foetuses.
• Female infanticide due to religious or cultural beliefs (son preference).

CBSE 2025 · 62/S · Q17 — 2 marks

"It is striking that the lowest child sex ratios are found in the most prosperous regions of India. According to the Economic Survey for a recent year, Maharashtra, Punjab, Haryana, Chandigarh and Delhi are having high per capita income and the child sex ratio of these states is still low. So the problem of selective abortions is not due to poverty or ignorance or lack of resources."
Why are selective abortions prevalent in the most prosperous regions of India ?

Solution

(i) Economically prosperous families often decide to have fewer children, often only one or two, and they may also wish to choose the sex of the child.
(ii) This becomes possible through the availability of ultrasound technology, even though the government has passed strict laws banning sex-selective abortion. (Prosperity brings access to the technology, not a change in the preference for sons.)

FREE SAMPLE | Buy the complete pack at notesbazar.in | page 14 of 43

CBSE 2025 · 62/S · Q33.1 — 2 marks

(a) How do population pyramids help make population projections ? (2)

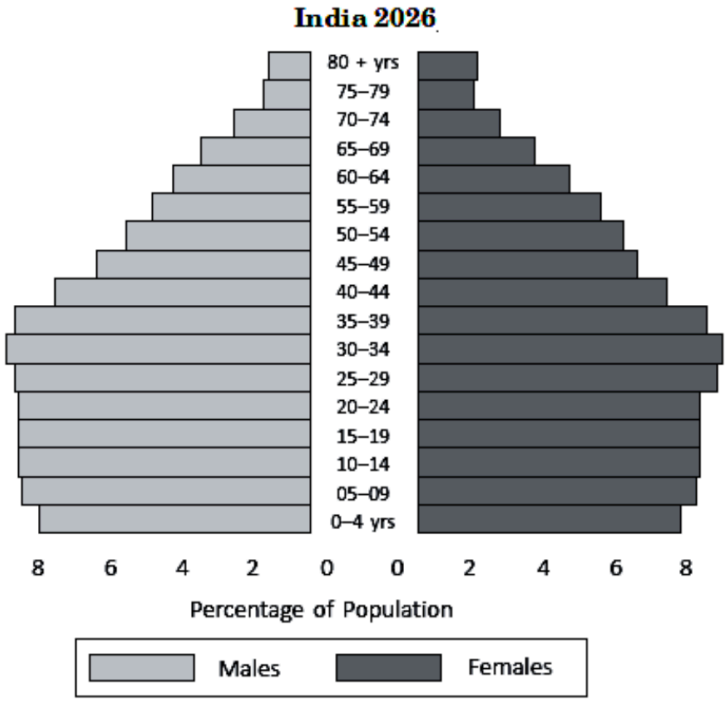

(For Visually Impaired Candidates, in lieu of Q.No. 33 : "The age group pyramid provides a much more detailed version of the age. The data are given separately for males (on the left side) and females (on the right side) with the relevant five-year age group in the middle. The age group begins from 0 – 4 years at the bottom of the pyramid and goes on to the 80 years and above age group at the top. The pyramid for 2026 is the estimated future size of the relevant age groups based on data on the past rates of growth of each group. The pyramids highlight the effect of a gradual fall in the birth-rate and rise in life expectancy. As more and more people begin to live to an old age, the top of the pyramid grows wider. As relatively fewer births take place the bottom of the pyramid grows narrower. The middle of the pyramid grows wider and wider as its share of the total population increases. This creates a 'bulge' in the middle age group that is found in the pyramid for 2026. This is what is referred to as 'Demographic Dividend'." with the same two questions: (a) How do population pyramids help make population projections ? (2) (b) How does India benefit from 'demographic dividend' ? Write four points to support your answer. (4))

Solution

The pyramid shows the **estimated future size** of each age group, worked out from data on the past rates of growth of that group. Such estimates are called **projections**. (Seeing how the base is narrowing and the middle widening, planners can estimate the future size of the working-age and elderly populations.)

CBSE 2024 · 62 · Q22 — 2 marks

Sometimes societies can experience a 'negative growth rate'. What is 'negative growth rate'? Name any two countries that have experienced it.

Solution

FREE SAMPLE | Buy the complete pack at notesbazar.in | page 15 of 43

A **negative growth rate** means the population is shrinking: fertility has fallen **below the replacement level** (births are fewer than needed to replace the population), so deaths exceed births. Examples (any two): **Japan, Russia, Italy**, countries of Eastern Europe.

CBSE 2024 · 62 · Q33(a) — 2 marks

Age Composition of the Population of India 1961 – 2026

Year	Age groups			Total
	0 – 14 years	15 – 59 years	60+ years	
1961	41	53	6	100
1971	42	53	5	100
1981	40	54	6	100
1991	38	56	7	100
2001	34	59	7	100
2011	29	63	8	100
2026 (Projected)	23	64	12	100

Based on the above table, answer the following questions:
(a) What is meant by demographic dividend? (2)

Solution

Demographic dividend is the benefit that comes from an increase in the **proportion of workers relative to non-workers** in the population. When the working-age group (15–59) grows larger than the dependent groups (children and the elderly), there is potential for higher production, savings and growth — provided the workers are educated and employed.

CBSE 2024 · 62 · Q33(b) — 2 marks

(Based on the table in Q33) (b) Based on the data given in the above table, compare the data of the years 1961 and 2026 and state your inferences. (2)

Solution

• The **0–14 share falls** from 41% (1961) to 23% (2026) — fertility is declining.
• The **working-age (15–59) share rises** from 53% to 64%.
• The **60+ share doubles** from 6% to 12% — the population is ageing.
Inference: the overall dependency ratio comes down by 2026 and the working population grows — a demographic dividend; but the rising elderly share will increase old-age dependency later.

CBSE 2024 · 62 · Q33(c) — 2 marks

(Based on the table in Q33) (c) A falling dependency ratio can be a source of economic growth and prosperity. State how. (2)
(For Visually Impaired Candidates, in lieu of Q33, the same data are given as a passage, with the same three questions.)

Solution

FREE SAMPLE | Buy the complete pack at notesbazar.in | page 16 of 43

A falling dependency ratio means a **larger proportion of working people** relative to non-workers (children and the old). More earners and fewer dependants mean more production, higher incomes, more **savings and investment**, and less spending on dependants — which leads to economic growth and prosperity (if jobs are available for the workers).

CBSE 2024 · 62/S · Q17(b) — 2 marks

There are rural residents employed in government services such as the postal and educational departments, factory workers, or in the army, who earn their living through non-agricultural activities.
Based on the above passage, answer the following question.
Why have traditional occupations declined in rural India ?

Solution

(i) The rural and urban economies have become increasingly interconnected, which has created many diverse occupations.
(ii) Many people in rural areas are now employed in, or have livelihoods based on, rural non-farm activities. For instance, there are rural residents employed in government services such as the Postal and Education Departments, factory workers, or soldiers in the army, who earn their living through non-agricultural activities. This reduces dependence on traditional occupations.

CBSE 2024 · 62/S · Q22 — 2 marks

The rapid growth in urbanisation shows that the town or the city has been acting as a magnet for the rural population.
Give two reasons for the above statement.

Solution

Any two:
(i) Mass media and communication channels bring images of urban lifestyles and patterns of consumption into rural areas, creating new desires and aspirations.
(ii) Those who cannot find work (or enough work) in rural areas go to the city to look for it.
(iii) The flow of rural-to-urban migration has been accelerated by the continuous decline of common property resources such as ponds, forests and grazing lands.
(iv) The city is also preferred for social reasons, especially the relative anonymity it offers.
(v) For socially oppressed groups such as the Scheduled Castes and Scheduled Tribes, it offers partial protection from the daily humiliation they suffer in the village, where everyone knows their caste identity.
(vi) The anonymity of the city lets poorer members of socially dominant rural groups do low-status work that they could not do in the village.

FREE SAMPLE | Buy the complete pack at notesbazar.in | page 17 of 43

CBSE 2024 · 62/S · Q33.1 — 2 marks

Birth and Death rate in India 1901 – 2017

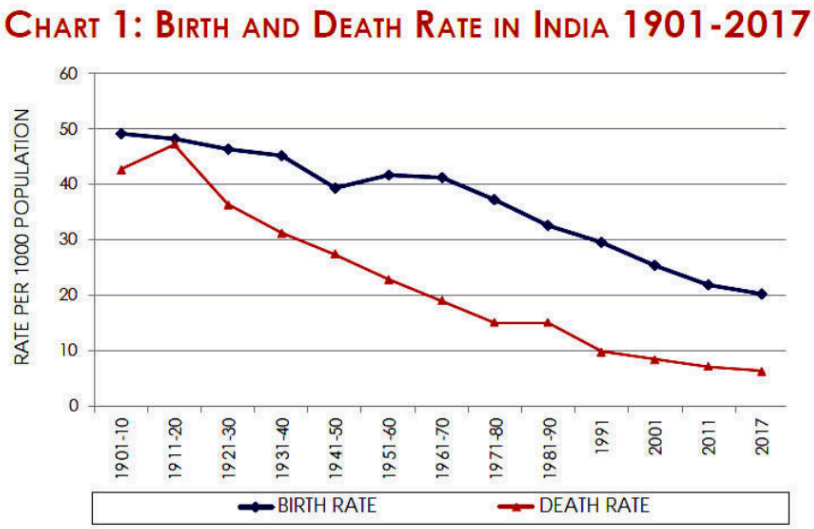

Source: *National Commission on Population, Government of India. website: http://populationcommission.nic.in/facts1.htm# National Health Profile 2018, Ministry of Health and Family Welfare, Government of India; Economic Survey 2018–19, Government of India.*

Based on the above graph, answer the following questions :

(a) What is the relation between birth rate and death rate during the years 1911-2020 ? (2)

(For Visually Impaired Candidates, in lieu of Q33, this passage is given: "Between 1901-1951 the average annual growth rate did not exceed 1·33%, a modest rate of growth. In fact between 1911 and 1921 there was a negative rate of growth of – 0·03%. This was because of the influenza epidemic during 1918-19 which killed about 12·5 million persons or 5% of the total population of the country (Visaria and Visaria 2003 : 191). The growth rate of population substantially increased after independence from British rule going up to 2·2% during 1961-1981. Since then, although the annual growth rate has decreased, it remains one of the highest in the developing world." Same three questions: (a) What is the relation between birth rate and death rate during the years 1911-20 ? (2) (b) Define negative growth rate. (2) (c) Between birth rate and death rate, which rate declines faster ? Give one reason. (1+1=2))

Solution

In 1911–20 the death rate (about 47 per thousand) rose almost to the level of the birth rate (about 48 per thousand): the two curves come closest together in this decade, and the population did not grow but actually **declined** (growth rate of –0.03%, as the marking scheme notes). The cause was the influenza epidemic of 1918–19, which killed about 12.5 million persons, or 5% of the total population of the country.

CBSE 2024 · 62/S · Q33.2 — 2 marks

(Based on the graph in Q33) (b) Define negative growth rate. (2)

Solution

FREE SAMPLE | Buy the complete pack at notesbazar.in | page 18 of 43

A **negative growth rate** is the situation in which the population falls from one period to the next, because the number of births (fertility) is lower than the number of deaths. (Marking scheme: when fertility rates are below the replacement level, societies experience a negative growth rate.)

CBSE 2024 · 62/S · Q33.3 — 2 marks

(Based on the graph in Q33) (c) Which curve declines faster ? Give one reason for the same. (2)

Solution

The **death-rate curve** declines faster: it falls from about 47 per thousand (1911–20) to about 6 per thousand (2017), while the birth rate falls only from about 48 to about 20. **Reason:** progress in medical science, improved medical cures for diseases, mass vaccination programmes and better sanitation controlled epidemics and brought deaths down quickly, whereas birth rates depend on social attitudes and change slowly.

CBSE 2023 · 62 · Q28 — 2 marks

Explain the two types of Demography. (1 + 1 = 2)

Solution

(i) **Formal demography** is a mainly quantitative field concerned with the size, composition and changes of a population; it measures and analyses births, deaths, migration, etc. (ii) **Social demography** (population studies) enquires into the wider causes and consequences of population structures and change, i.e. the social, economic and political factors behind population trends.

CBSE 2023 · 62 (Comptt) · Q28 — 2 marks

According to Malthusian theory of population growth, name and define the two checks to population growth.

Solution

(i) **Preventive checks**: humanity has only a limited ability to **voluntarily reduce** the growth of its population, for example by postponing marriage or practising sexual abstinence (celibacy). (1)
(ii) **Positive checks**: **famines and diseases**, which are inevitable because they are nature's way of dealing with the imbalance between the food supply and the increasing population. (1)

CBSE 2019 · 62/1 · Q3(a) — 2 marks

How does India benefit from a demographic dividend ?

Solution

India benefits because its current generation of **working-age people (15 to 64 years)** is relatively large compared with the non-working group (children too young to work and elderly people too old to work). (1)
A **falling dependency ratio** means a larger proportion of workers to non-workers; this is a source of **economic growth and prosperity** and creates the potential for generating growth. (1)

FREE SAMPLE | Buy the complete pack at notesbazar.in | page 19 of 43

CBSE 2019 · 62/1 · Q3(b) — 2 marks

State the importance of demographic data.

Solution

(i) Demographic data are important for the **planning and implementation of state policies**. (1)
(ii) They are also important for **economic development and general public welfare**, because the state must know the size, age structure and distribution of the population to plan its schemes. (1)

CBSE 2019 · 62 · Q3(a) — 2 marks

Why is rising dependency ratio a cause for worry in countries that are facing ageing population ?

Solution

The **dependency ratio** is the ratio of dependants (children and the old) to the working-age population. (1) In a country with an ageing population, a rising dependency ratio is a worry because it becomes **difficult for a relatively smaller proportion of working-age people to carry the burden of providing for a relatively larger proportion of dependents**. (1)

CBSE 2019 · 62 · Q3(b) — 2 marks

Identify the reasons for different replacement levels found in the different States of India.

Solution

Any two, 1 each: (i) **increased levels of prosperity** exert a strong downward pull on the birth rate; (ii) a higher **literacy rate** and **growing awareness**, especially female education; (iii) the **acceptance of a small family size**. This is why states such as Kerala and Tamil Nadu have reached replacement level (a total fertility rate of about 2.1), while Bihar and Uttar Pradesh still have much higher rates.

CBSE 2018 · 62 · Q1 — 2 marks

What is meant by age structure of population?

Solution

Age structure refers to the **proportion of persons in different age groups relative to the total population**. (1)
Demographers usually group the population into three broad bands: **0–14 years** (children), **15–59 years** (working-age adults) and **60 years and above** (the aged). (1)

FREE SAMPLE | Buy the complete pack at notesbazar.in | page 20 of 43

CBSE 2018 · 62 · Q25.1 — 2 marks

Read the passage given below and answer the following questions :
Population growth always outstrips growth in production of subsistence resources; hence the only way to increase prosperity is by controlling the growth of population. Unfortunately, humanity has only a limited ability to voluntarily reduce the growth of its population (through 'preventive checks' such as postponing marriage or practising sexual abstinence or celibacy). Malthus believed therefore that 'positive checks' to population growth — in the form of famines and diseases — were inevitable because they were nature's way of dealing with the imbalance between food supply and increasing population. Malthus was also criticised by liberal and Marxist scholars for asserting that poverty was caused by population growth. Critics argued that problems like poverty and starvation were caused by the unequal distribution of economic resources rather than by population growth.
(a) What were the preventive and positive checks suggested by Malthus for controlling growth of population ?

Solution

Preventive checks (1): voluntary human efforts to reduce population growth, such as **postponing marriage, sexual abstinence and celibacy**, so that fewer children are born.
Positive checks (1): the natural checks, **famines and diseases**, which Malthus held to be inevitable because they are nature's way of dealing with the imbalance between food supply and an increasing population.

CBSE 2017 · 62/1 · Q25.1 — 2 marks

Read the passage given below and answer following questions :
Data from the National Sample Survey studies of 1999-2000 and from the 2001 Census of India reveal a sharp fall in the rate of employment generation (creation of new jobs) across both rural and urban areas. This is true for the young as well. The rate of growth of employment in the 15-30 age group, which stood at around 2.4 per cent a year between 1987 and 1994 for both rural and urban men, fell to 0.7 for rural men and 0.3 per cent for urban men during 1994 to 2004. This suggests that the advantage offered by a young labour force is not being exploited.
Strategies exist to exploit the demographic window of opportunity that India has today. But India's recent experience suggests that market forces by themselves do not ensure that such strategies would be implemented. Unless a way forward is found, we may miss out on the potential benefits that the country's changing age structure temporarily offers.
(a) What is demographic dividend ?

Solution

Demographic dividend is the benefit that flows from a **changing age structure**, when the proportion of the **working-age population (15 to 64 years)** is larger than that of dependants (children and the old). (2)

CBSE 2017 · 62 · Q1 — 2 marks

Mention the factors responsible for the decline in the child sex ratio in India.

Solution

FREE SAMPLE | Buy the complete pack at notesbazar.in | page 21 of 43

Any two factors:
• **Sex-specific abortion** (female foeticide) after prenatal sex determination.
• **Female infanticide**.
• A strong **preference for the male child** (son preference), linked to dowry, inheritance and old-age support.
• **Severe neglect of infant girls** in food, health care and nutrition.

CBSE 2016 · 62/1 · Q1 — 2 marks

What is the meaning of dependency ratio ?

Solution

The **dependency ratio** is a measure that compares the portion of a population made up of **dependents** (elderly people who are too old to work and children who are too young to work) with the portion that is in the **working age group (15–64 years)**. A low dependency ratio means many earners for each dependent, which helps economic growth.

CBSE 2016 · 62 · Q1 — 2 marks

Write the meaning of age - structure in population.

Solution

The **age structure** of the population refers to the **proportion of persons in different age groups relative to the total population**. Usually people are grouped as children (0–14 years), working-age adults (15–59 or 15–64) and the elderly (60 or 65 and above). The age structure shows how many people are young and dependent, how many are of working age, and how many are old.

4 marks: short answer

CBSE 2026 · 62 · Q33.2 — 4 marks

(Based on the table in Q33) (33.2) 'It is not a question of numbers alone, processes of modern development ensure that the economic and social significance of the agrarian-rural way of life declines relative to the significance of the industrial way of life.' Highlight the reasons for the decline in the agrarian-rural way of life. (4)
(For Visually Impaired Candidates, in lieu of Q33, a passage on the urban share of population rising from about 11% to about 28% in the twentieth century is given, with the same two questions.)

Solution

Any four:
• Agriculture now contributes only about **one-sixth of GDP**; the relative economic value of what rural people produce has fallen sharply.
• Rural people increasingly work in **non-farm occupations** — transport, business, craft manufacturing.
• **Mass media** bring images of urban lifestyles and consumption patterns into villages.
• **Mass transit and communication** are bridging the rural-urban gap.
• **Common property resources** (ponds, forests, grazing lands), which let the landless poor

FREE SAMPLE | Buy the complete pack at notesbazar.in | page 22 of 43

survive, have been privatised or exhausted.
• Opportunities for **cash income** in villages are limited, so people move to towns.

CBSE 2026 · 62/7 · Q33.2 — 4 marks

(Based on the table in Q. 33) (b) How can we state that the age composition of the Indian population is expected to change significantly in the next two decades ? (4)

Solution

Any four points from the data:
• Most of the change will be at the two ends of the age spectrum.
• The 0–14 group will reduce its share by about 11 percentage points (from 34% in 2001 to 23% in 2026).
• The 60+ group will increase its share by about 5 percentage points (from 7% in 2001 to about 12% in 2026).
• The working-age group (15–59) rises from 59% to 64%, so India will have a relatively large working-age generation and only a relatively small older generation to support.
• This advantage is not automatic: it must be consciously used through suitable policies, and becomes actual growth only if the rise in the working-age group is accompanied by increasing levels of education and employment.

CBSE 2025 · 62 · Q33.2 — 4 marks

(Based on the table in Q33) (b) Based on the above data, compare the data of the 20th century with that of the 21st century and state your inferences. (4)
(For Visually Impaired Candidates, in lieu of Q33, the same data are given as a passage, with the same two questions.)

Solution

• The overall sex ratio fell from **972** females per 1000 males in 1901 to **933** in 2001 — a long decline through the 20th century, reaching an all-time low of 927 in 1991.
• The child sex ratio (0–6) was generally higher than the overall ratio but fell very sharply: **945 (1991) → 927 (2001) → 919 (2011)**; in 1991–2001 the overall ratio rose 6 points while the child ratio fell 18, dropping below the overall ratio for the first time — as prosperous families have fewer children and may choose their sex.
• In the 21st century the overall ratio improved to **943** (2011), due to better nutrition, education, awareness and medical facilities.
• Inference: son preference and sex-selective abortion persist; policies like **Beti Bachao, Beti Padhao** and Ladli schemes aim to raise the child sex ratio.

CBSE 2025 · 62/S · Q33.2 — 4 marks

(Based on the pyramid in Q.33) (b) How does India benefit from 'demographic dividend' ? Write four points to support your answer. (4)

Solution

Any four points:
• The bias towards younger age groups in the age structure is believed to be an advantage for

FREE SAMPLE | Buy the complete pack at notesbazar.in | page 23 of 43

India, since it can lead to economic growth and prosperity.
• This dividend arises because the current generation of working-age people is a relatively large one.
• It has only a relatively small dependent population (children and the old) to support.
• But the potential becomes actual growth only if the rise in the working-age group is accompanied by increasing levels of education and employment, which stimulate the economy.

CBSE 2019 · 62/1 · Q15 — 4 marks

The Family Planning Programme suffered a setback during the years of national emergency. Justify the statement.

Solution

(i) During the Emergency (1975-77) the government tried to **bring down the growth rate quickly** by introducing a coercive programme of **mass sterilisation**. (1)
(ii) Vast numbers of mostly **poor and powerless people were forcibly sterilised**. (1)
(iii) There was **massive pressure on lower-level government officials** (school teachers, office workers) to bring people to the sterilisation camps. (1)
(iv) There was **widespread popular opposition**; the programme earned a bad name, and family planning suffered a setback for years after the Emergency (it was afterwards renamed the Family Welfare Programme). (1)

CBSE 2019 · 62 · Q15 — 4 marks

Literacy varies across gender, regions and social groups. Explain.

Solution

(1 each)
(i) **Gender**: the literacy rate for women is much lower than that for men (the scheme gives a gap of about 22 percentage points, a Census 2001 figure; the gap has since narrowed), although female literacy has been rising faster than male literacy.
(ii) **Regions**: variations are still very wide, with states like **Kerala approaching universal literacy** while states like **Bihar lag far behind**.
(iii) **Social groups**: disadvantaged communities such as the **Scheduled Castes and Scheduled Tribes** have lower literacy rates.
(iv) Female literacy within these disadvantaged groups is even lower than male literacy in the same groups, so the disadvantages add up.

CBSE 2018 · 62 · Q15 — 4 marks

According to Demographers and sociologists, what are the reasons for the decline in child sex ratio in India?

Solution

Any four (1 + 1 + 1 + 1):
Demographers and sociologists have offered several reasons for the decline in the child sex ratio.
(i) The main health factor that affects women differently from men is **childbearing**; in certain regions there are **biases against the girl child**. (1)

FREE SAMPLE | Buy the complete pack at notesbazar.in | page 24 of 43

(ii) **Preference for a male child** and **dowry** lead to **differential treatment of girl babies**. (1)
(iii) **Severe neglect of girl babies in infancy** raises their death rates, and **female infanticide** still occurs. (1)
(iv) Modern techniques such as **ultrasound/sonogram sex determination** are misused for **sex-specific abortion** (female foeticide) of girl children. (1)

CBSE 2018 · 62 · Q15(OR) — 4 marks

Identify the reasons for regional variations of displacement levels in India.

Solution

Note: the scheme observes that students may confuse 'replacement level' with 'displacement level' (which is not in the book), and awards marks accordingly. The answer below follows the scheme and concerns regional variation in **fertility and the replacement level**.
Any four (1 + 1 + 1 + 1):
(i) There are very wide variations in **fertility rates across the states** of India. (1)
(ii) Some states such as **Kerala** and **Tamil Nadu** have brought their total fertility rate (TFR) down to **1.8 and 2.1** respectively; 2.1 is the **'replacement level'** needed for a woman to replace herself and her spouse. Kerala's TFR is below it, so its population will decline in future. (1)
(iii) Many other states (Himachal Pradesh, West Bengal, Karnataka, Maharashtra) have fairly low TFRs, but **Bihar, Madhya Pradesh, Rajasthan and Uttar Pradesh** still have very high TFRs of **4 or more**. (1)
(iv) The variation is attributed to differing levels of **education and awareness** and the **acceptance of the small family norm**. (1)

CBSE 2018 · 62 · Q25.2 — 4 marks

Read the passage given below and answer the following questions :
Population growth always outstrips growth in production of subsistence resources; hence the only way to increase prosperity is by controlling the growth of population. Unfortunately, humanity has only a limited ability to voluntarily reduce the growth of its population (through 'preventive checks' such as postponing marriage or practising sexual abstinence or celibacy). Malthus believed therefore that 'positive checks' to population growth — in the form of famines and diseases — were inevitable because they were nature's way of dealing with the imbalance between food supply and increasing population. Malthus was also criticised by liberal and Marxist scholars for asserting that poverty was caused by population growth. Critics argued that problems like poverty and starvation were caused by the unequal distribution of economic resources rather than by population growth.
(b) Malthus was criticised by the liberal and Marxist scholars. Explain.

Solution

Malthus held that population grows faster than food, so poverty is caused by population growth. Marxist and liberal scholars criticised this (any two points, 2 each):
(i) **Food production and standards of living rose** even as population grew, as the historical experience of European countries showed; so population did not always outstrip subsistence.
(ii) **Poverty and starvation are caused not by a rise in population but by the unequal distribution of economic resources**; the poor are poor because they lack access to resources and

FREE SAMPLE | Buy the complete pack at notesbazar.in | page 25 of 43

incomes, not because there are too many of them. Famines, too, have often been caused by failures of distribution rather than a lack of food.

CBSE 2017 · 62/1 · Q25.2 — 4 marks

Read the passage given below and answer following questions :
Data from the National Sample Survey studies of 1999-2000 and from the 2001 Census of India reveal a sharp fall in the rate of employment generation (creation of new jobs) across both rural and urban areas. This is true for the young as well. The rate of growth of employment in the 15-30 age group, which stood at around 2.4 per cent a year between 1987 and 1994 for both rural and urban men, fell to 0.7 for rural men and 0.3 per cent for urban men during 1994 to 2004. This suggests that the advantage offered by a young labour force is not being exploited.
Strategies exist to exploit the demographic window of opportunity that India has today. But India's recent experience suggests that market forces by themselves do not ensure that such strategies would be implemented. Unless a way forward is found, we may miss out on the potential benefits that the country's changing age structure temporarily offers.
(b) Do you think that India is indeed facing a window of opportunity created by demographic dividend ?

Solution

Yes, but the opportunity is real only if it is used (2 + 2, any relevant points):
(i) India is one of the **youngest countries** in the world, with a large young labour force, and the working-age group is growing with rising levels of education.
(ii) The window is **temporary**: today's young population will age and become dependent, so the gain lasts only some decades and needs **effective planning**.
(iii) The passage shows that the gain is not being cashed in: **employment growth for the young fell** from 2.4 per cent a year (1987-94) to 0.7 per cent for rural men and 0.3 per cent for urban men (1994-2004).
(iv) So the dividend turns into a benefit only if there is **productive employment**, along with education, health and skill training; market forces alone do not ensure this, and otherwise we may miss the opportunity.

CBSE 2017 · 62 · Q15(a) — 4 marks

The family planning programme suffered during the period of National Emergency. Give reasons.

Solution

Any four:
• During the Emergency (1975–77) a **coercive programme of mass sterilisation** was introduced.
• A vast number of mostly **poor and powerless people were forcibly sterilised** (vasectomy for men, tubectomy for women — medical procedures that prevent conception and childbirth).
• There was massive pressure on **lower-level government officials** (school teachers, office workers) to bring people to sterilisation camps organised for this purpose.
• There was **widespread popular opposition** to the programme, so that even afterwards family planning was viewed with mistrust, and it was renamed 'family welfare'.
OR

FREE SAMPLE | Buy the complete pack at notesbazar.in | page 26 of 43

CBSE 2017 · 62 · Q15(b) — 4 marks

"Literacy as a prerequisite to education is an instrument of empowerment." Discuss.

Solution

Any four:
• The **more literate** the population, the greater the awareness of **career options** and the greater its participation in the **knowledge economy**.
• Literacy leads to **health awareness** and fuller participation in the cultural and economic well-being of the community.
• Yet literacy **varies considerably across gender** (women lag behind men) and is still very low among some social groups; **regional variations** are still very wide.
• **Inequalities in literacy tend to reproduce inequality** across generations: the illiterate remain powerless, so empowerment through literacy is needed.

CBSE 2016 · 62/1 · Q15 — 4 marks

Highlight the main features of demographic dividend in India.

Solution

Any four:
• The **working-age population (15–64 years) is relatively large**.
• There is a **small group of old people** to support.
• There is also a **small group of young children** who cannot work and have to be supported.
• The share of dependents is therefore low (a low dependency ratio), so the country has more earners and savers.
• It is a **source of economic growth and prosperity**, but only if the young are educated, skilled and given jobs; otherwise it becomes a demographic burden.

CBSE 2016 · 62 · Q15(a) — 4 marks

Despite the decline in birth rate, the growth rate of India's population is increasing. Explain the reason.

Solution

(The board's scheme asks for any four points.)
• **Birth rate is a socio-cultural phenomenon** and is relatively slow to change; attitudes towards family size change gradually.
• There are **wide variations in fertility across the states**: Kerala and Tamil Nadu are close to replacement level, but **Bihar, Madhya Pradesh, Rajasthan and Uttar Pradesh still have very high total fertility rates (TFR)**, and these large states add the most people.
• **Awareness, education and acceptance of a small family** differ greatly between regions and groups, so the fall in the birth rate is uneven.
• The death rate has fallen faster than the birth rate, so the gap (natural increase) remains, and a large population in the reproductive age group keeps adding numbers (population momentum).
OR

FREE SAMPLE | Buy the complete pack at notesbazar.in | page 27 of 43

CBSE 2016 · 62 · Q15(b) — 4 marks

Briefly explain India's demographic achievements.

Solution

Any four:
• Reduced the **crude birth rate**.
• Reduced the **infant mortality rate**.
• Reduced the **crude death rate**.
• Increased **life expectancy**.
• **Quadrupled the couple protection rate**.
• **Halved the total fertility rate**.
• Achieved nearly **universal awareness** of the need for, and methods of, family planning.

6 marks: long answer

CBSE 2023 · 62 · Q36(a) — 6 marks

"Malthus's theory of population growth was a rather pessimistic one. It was challenged by theorists." Justify the statement.

Solution

Malthus's theory: (i) Human populations grow much faster (geometrically: 2, 4, 8, 16...) than the means of subsistence such as food (arithmetically: 2, 3, 4, 5...). (ii) Therefore humanity is condemned to live in poverty forever, as population growth will always overtake agricultural growth. (iii) Population could be controlled by 'positive checks' (famines, diseases) or 'preventive checks' (postponing marriage, sexual abstinence). (3)
Challenges: (i) Historical experience proved him wrong: in Europe, population growth was matched and overtaken by rising agricultural production and living standards thanks to technology. (ii) **Liberal and Marxist scholars** argued that poverty and starvation were caused by the **unequal distribution** of economic resources rather than by population growth; an unjust social system allows a rich, privileged minority to live in luxury while the vast majority are poor. (iii) Birth rates fell in the 19th century, and the demographic transition theory explained population change in terms of economic development. (3)

CBSE 2023 · 62 · Q36(b) — 6 marks

"Sometimes the city may be preferred for social reasons." Enumerate these social reasons.

Solution

(i) Cities offer **relative anonymity**: urban life involves interaction with strangers, so for socially oppressed groups (e.g. lower castes) caste and community identity matters less, and they can escape everyday humiliation. (ii) The **poorer sections of socially dominant rural groups** may prefer the city, as they cannot do lowly work in the village without loss of status. (iii) The city offers more **opportunities**: education, jobs, health facilities and entertainment. (iv) The city has a greater variety of occupations and ways of life, and offers freedom from rigid rural social control. (v) Common property resources (ponds, forests, grazing land) in villages are declining, pushing

FREE SAMPLE | Buy the complete pack at notesbazar.in | page 28 of 43

people to cities. (vi) Cities are seen as symbols of modernity and progress, and attract migrants who seek a better life.

CBSE 2023 · 62 (Comptt) · Q36(a) — 6 marks

Explain the population policy in India.

Solution

Any six points: (1 each)
(i) The population policy took the concrete form of the **National Family Planning Programme** (started in 1952), whose broad objective is to influence the rate and pattern of population growth in socially desirable directions.
(ii) In the early days, the main aim was to **slow down population growth** through birth control methods, to improve **public health** standards, and to increase public awareness about population and health issues.
(iii) The programme suffered a **setback during the Emergency** (1975-77), when normal parliamentary and legal procedures were suspended and laws were issued directly by the government.
(iv) The government then tried to bring down the growth rate by a **coercive programme of mass sterilisation**.
(v) There was **massive pressure on lower-level officials** (school teachers, office workers) to bring people to the sterilisation camps.
(vi) There was **widespread popular opposition**, and the government elected after the Emergency abandoned the coercive approach.
(vii) The programme was **renamed the National Family Welfare Programme**, with a broad set of socio-demographic objectives, and new guidelines were formulated in the **National Population Policy of 2000**.
(viii) In **2017** the government came out with the **National Health Policy 2017**, which incorporated most of these socio-demographic goals with new targets.

CBSE 2023 · 62 (Comptt) · Q36(b) — 6 marks

Discuss the theory of Demographic Transition.

Solution

The theory (1): it links **population growth to the overall level of economic development**; every society follows a typical pattern of development-related population growth, passing through three basic stages.
Stage 1: low growth in an **underdeveloped, technologically backward** society. Both the death rate and the birth rate are very high, so the difference between them (the net growth rate) is low. (1 + 1)
Stage 2 (transitional stage): the movement from a backward to an advanced society, with **very high rates of population growth**, the 'population explosion'. Death rates are brought down fairly quickly by advanced methods of disease control, public health and better nutrition, but it takes longer for society to adjust and alter its reproductive behaviour, so birth rates stay high. (2)
Stage 3: low growth again in a **developed society**, where both the death rate and the birth rate have been reduced considerably and the difference between them is small. (1)

FREE SAMPLE | Buy the complete pack at notesbazar.in | page 29 of 43

(The paper prints the split as 1 + 5; the marking scheme gives 2 + 2 + 2 across the three stages, with the introduction counted in the first.)

FREE SAMPLE | Buy the complete pack at notesbazar.in | page 30 of 43

CBSE BOARD PAPER

2026 · Q.P. Code 62

Time: 3 hours
Maximum marks: 80

Section A: Objective type questions (1 mark each)

1. Assertion (A): Female literacy has been rising faster than male literacy. 1
Reason (R): Literacy varies considerably across genders, across regions, and across social groups.

(A) Both Assertion (A) and Reason (R) are true and Reason (R) is the correct explanation of Assertion (A).
(B) Both Assertion (A) and Reason (R) are true, but Reason (R) is not the correct explanation of Assertion (A).
(C) Assertion (A) is true, but Reason (R) is false.
(D) Assertion (A) is false, but Reason (R) is true.

2. Assertion (A): Some communities were characterised as 'martial races', some others as effeminate or cowardly, yet others as untrustworthy. 1
Reason (R): Stereotypes are fixed and inflexible characterisations of a group of people.

(A) Both Assertion (A) and Reason (R) are true and Reason (R) is the correct explanation of Assertion (A).
(B) Both Assertion (A) and Reason (R) are true, but Reason (R) is not the correct explanation of Assertion (A).
(C) Assertion (A) is true, but Reason (R) is false.
(D) Assertion (A) is false, but Reason (R) is true.

3. _____ is a characteristic of the second/transitional stage in population growth of society. 1
(I) High death rate and population explosion
(II) Population explosion
(III) Low sex ratio
(IV) High maternal mortality rate

(A) Only (I)
(B) Only (II)
(C) (II) and (III)
(D) Only (IV)

4. Assertion (A): The government sells its shares in several public sector companies as part of the process of disinvestment. 1
Reason (R): Many government workers are scared that they will lose their job after disinvestment.

(A) Both Assertion (A) and Reason (R) are true and Reason (R) is the correct explanation of Assertion (A).
(B) Both Assertion (A) and Reason (R) are true, but Reason (R) is not the correct explanation of Assertion (A).
(C) Assertion (A) is true, but Reason (R) is false.
(D) Assertion (A) is false, but Reason (R) is true.

FREE SAMPLE | Buy the complete pack at notesbazar.in | page 31 of 43

5. Which of the following are not the changes brought about by colonialism to the caste system? 1

(A) Numbering and recording of castes through census.

(B) Hundreds of petitions were addressed to the Census Commissioner by representatives of different castes claiming a higher position in the social scale.

(C) Linking castes to traditional occupations.

(D) Making 'Schedules' of castes for special treatment by the State.

6. Which of the following institutional incentives helps to build a feeling of unity in diversity? 1

(A) Citizens can find the institutional and political space to identify with both their country and cultural identities.

(B) Citizens cannot build trust in common institutions.

(C) Citizens do not participate in and support democratic politics.

(D) Explicit efforts are not required to end the cultural exclusion of diverse groups.

7. An authoritarian state is the opposite of a democratic state because: 1

(A) It is a state in which people have no voice.

(B) Those in power are accountable to everyone.

(C) The state responds well to the needs of the people.

(D) Authoritarian state does not abolish civil liberties.

8. Assertion (A): Sanskritisation operated similarly in different parts of the country. 1
Reason (R): In regions where the non-Sanskritic were dominant, it was their influence that was stronger.

(A) Both Assertion (A) and Reason (R) are true and Reason (R) is the correct explanation of Assertion (A).

(B) Both Assertion (A) and Reason (R) are true, but Reason (R) is not the correct explanation of Assertion (A).

(C) Assertion (A) is true, but Reason (R) is false.

(D) Assertion (A) is false, but Reason (R) is true.

9. Which of the following is a public perception of disability? 1

(A) Disabilities are not understood as biologically given.

(B) The disabled person is not seen as a victim.

(C) Disability is not linked with an individual's self-perception.

(D) The idea of disability suggests that they are in need of help.

10. Assertion (A): India is still largely an agricultural country. 1
Reason (R): Very few people in India have access to secure jobs.

(A) Both Assertion (A) and Reason (R) are true and Reason (R) is the correct explanation of Assertion (A).

(B) Both Assertion (A) and Reason (R) are true, but Reason (R) is not the correct explanation of Assertion (A).

(C) Assertion (A) is true, but Reason (R) is false.

(D) Assertion (A) is false, but Reason (R) is true.

FREE SAMPLE | Buy the complete pack at notesbazar.in | page 32 of 43

11. Based on the following passage, answer Q. No. 11 and 12. Very few people who relax on their day off realise that this holiday is the outcome of a long struggle by workers. That the work-day should not exceed eight hours, that men and women should be paid equally for doing the same work, that workers are entitled to social security and pension — these and many other rights were gained through social movements. 1

How have social movements shaped the world we live in?

(A) In the 19th century, reform movements did not influence caste and gender.

(B) Asia and Africa had nationalist movements, which ended colonialism.

(C) The Civil Rights Movement in the USA did not bring equal rights.

(D) Anti-apartheid struggle did not change society in South Africa.

12. Which of the following is not true about Karl Marx's view on violent collective action? 1

(A) 'Crowds' and 'mobs' were not made up of anarchic hooligans out to destroy society.

(B) Poor people in urban areas had a good reason for protesting.

(C) They often resorted to public protest because they had no other way of expressing their anger against deprivation.

(D) 'Crowds' and 'mobs' have no shared understanding of right and wrong.

13. Based on the following passage, answer Q. No. 13 and 14. The term 'Adivasi' connotes political awareness and the assertion of rights. Literally meaning 'original inhabitants', the term was coined in the 1930s as part of the struggle against the intrusion by the colonial government and outside settlers and moneylenders. 1

Which of the following is not true about Adivasis?

(A) Their economic conditions were better than the non-Adivasis.

(B) They are found mainly in the north-eastern parts of India.

(C) They were believed to be the people of the forest.

(D) They had practised shifting cultivation.

14. Write the following statements in the correct order: 1

(I) The resource extraction in areas inhabited by tribes can be traced to the British Government.

(II) Since the 1990s, when economic liberalisation policies were officially adopted by the Indian Government, the process of resource extraction in Adivasi areas has become even more powerful.

(III) The term 'Adivasi' was coined in the 1930s as part of the struggle against intrusion by the colonial government and outside settlers.

(IV) The most significant achievement of Adivasi movements includes attainment of statehood for Jharkhand and Chhattisgarh in the year 2000.

(A) (III), (I), (II), (IV)

(B) (I), (II), (III), (IV)

(C) (IV), (I), (III), (II)

(D) (III), (II), (IV), (I)

FREE SAMPLE | Buy the complete pack at notesbazar.in | page 33 of 43

15. Which statement is true regarding the many-sided and paradoxical impact of the English language in India? 1

(A) English is not widely used in India.

(B) We do not have an impressive body of literary writings by Indians in English.

(C) The knowledge of English has given Indians an edge in the global market.

(D) For those who were traditionally deprived of access to formal education, such as Dalits, knowledge of English did not open doors of opportunities.

16. Assertion (A): Constitutional provisions define the powers of the States and the Centre. 1
Reason (R): Respecting regional sentiments is not just a matter of creating States but it has to be backed up with an institutional structure.

(A) Both Assertion (A) and Reason (R) are true and Reason (R) is the correct explanation of Assertion (A).

(B) Both Assertion (A) and Reason (R) are true, but Reason (R) is not the correct explanation of Assertion (A).

(C) Assertion (A) is true, but Reason (R) is false.

(D) Assertion (A) is false, but Reason (R) is true.

Section B: Very short answer (2 marks each)

17. "Malthus argued that human populations tend to grow at a much faster rate than the rate at which the means of human subsistence (specially food, but also clothing and other agriculture-based products) can grow. Therefore, humanity is condemned to live in poverty forever because the growth of agricultural production will always be overtaken by population growth." What are the methods that Malthus suggests to check the rise in population? 2

18. **(a)** "Social exclusion is not accidental but systematic – it is the result of structural features of society." In the context of the above statement, highlight the meaning of social exclusion. 2

OR

(b) "Untouchability is an extreme and vicious aspect of the caste system." Explain any two dimensions of untouchability. 2

19. "Many of our cultural practices and patterns can be traced to our agricultural background. There is a close relationship between agriculture and culture." Give one reason to support the given statement and name any two agriculture-related festivals. 2

20. "Our community provides us the language (our mother tongue) and the cultural values through which we comprehend the world. It also anchors our self-identity. Community identity is what we 'are' rather than what we have 'become'." How can you say that community identity is ascriptive? 2

21. The 'Schedules' listing the castes and tribes recognised as deserving of special treatment because of the massive discrimination practiced against them were drawn up in 1935, by the British Indian government. Post-independence, which was the most important initiative taken by the government to compensate for this discrimination? Write briefly about it. 2

FREE SAMPLE | Buy the complete pack at notesbazar.in | page 34 of 43

22. **(a)** The notion of minority groups usually involves some sort of a relative disadvantage. Exemplify the statement. 2

OR

(b) Highlight the meaning of Secularism in both, the Western and Indian context. 2

23. "In a country where half the children in the age group of 5 – 14 years are out of school, how can there be space for children with disabilities, especially if a segregated schooling is being advocated for them?" State two ways by which a disabled child can achieve autonomy. 2

24. "In India, over 90% of the work, whether it is in agriculture, industry or services is in the unorganised or informal sector." What are the social implications of this small size of the organised sector? 2

25. "In our current information age, social movements around the globe are able to join together in huge regional and international networks." Give suitable examples to support the statement. 2

Section C: Short answer (4 marks each)

26. "Globalisation of agriculture or the incorporation of agriculture into the larger global market – a process that has had direct effects on farmers and rural society." Discuss the role of 'contract farming' in this process of globalisation. 4

27. "The post-independent Indian state inherited and reflected the contradictions of the pre-independent period." Comment on the given statement with respect to the role of caste in the public sphere. 4

28. "In Indian nationalism, the dominant trend was marked by an inclusive and democratic vision." Explain. 4

29. "A considerable part of ritual in India has a direct reference to the pursuit of secular ends. Rituals have secular dimensions as distinct from secular goals." Justify with the help of suitable examples. 4

30. "Jan Breman identified the change in the nature of relationship between landlords and agricultural workers." Explain the meaning of the phrase 'from patronage to exploitation' stated by him. 4

31. **(a)** "Cities played a key role in the economic system of empires." Elucidate the statement with the help of suitable examples. 4

OR

(b) "The laws of a colonised country did not have to stick to the democratic norms that the British back home had to follow. " In what ways did the colonial laws favour the owners and managers of the tea industry? 4

FREE SAMPLE | Buy the complete pack at notesbazar.in | page 35 of 43

32. "Because the tribal areas were located in mineral-rich and forest-covered parts of the country, tribals have paid a disproportionate price for the development of the rest of Indian society." How has national development been a challenge for the tribal population of India, post-Independence? 4

Section D: Long answer (6 marks each)

33.1. The Rural and Urban population in India (1901 – 2011) is given below: 2

Table: Rural and Urban Population

Year	Population (Millions)		Percentage of Total Population	
	Rural	Urban	Rural	Urban
1901	213	26	89.2	10.8
1911	226	26	89.7	10.3
1921	223	28	88.8	11.2
1931	246	33	88.0	12.0
1941	275	44	86.1	13.9
1951	299	62	82.7	17.3
1961	360	79	82.0	18.0
1971	439	109	80.1	19.9
1981	524	159	76.7	23.3
1991	629	218	74.3	25.7
2001	743	286	72.2	27.8
2011	833	377	68.8	31.2

Based on the above data, answer the following questions.
(33.1) 'Rural-urban migration is preferred for 'social reasons'. Mention any two reasons. (2)

33.2. (Based on the table in Q33) (33.2) 'It is not a question of numbers alone, processes of modern development ensure that the economic and social significance of the agrarian-rural way of life declines relative to the significance of the industrial way of life.' Highlight the reasons for the decline in the agrarian-rural way of life. (4) 4
(For Visually Impaired Candidates, in lieu of Q33, a passage on the urban share of population rising from about 11% to about 28% in the twentieth century is given, with the same two questions.)

34. 'Home-based work is an important part of the economy.' Elaborate on the functioning of any one 'Home-based' Industry. 6

35. How have the women's movements evolved over the period of history? 6

Solutions · CBSE 2026 · 62

Q1 **(B)** Both statements are true (NCERT: female literacy has been rising faster than male literacy, partly because it started from a lower base; literacy also varies by gender, region and social group), but the variation in literacy does not explain why female literacy is rising faster.

FREE SAMPLE | Buy the complete pack at notesbazar.in | page 36 of 43

Q2 **(A)** Both are true and R explains A. Such labels (often made in colonial times) are **stereotypes**: fixed, inflexible characterisations that treat a whole group as homogeneous, ignoring differences between individuals.

Q3 **(B) Only (II): population explosion.** Theory of demographic transition: stage 1 — low growth (high birth and death rates); stage 2 (transitional) — death rate falls quickly with better medicine and food, but birth rate stays high, so population grows very fast (population explosion); stage 3 — low growth with low birth and death rates.

Q4 **(B)** Both are true. Under liberalisation the government sells its shares in public sector companies (disinvestment); workers fear job losses (as happened in Modern Foods after its sale). But the workers' fear is not the reason for disinvestment.

Q5 **(C) Linking castes to traditional occupations.** Caste was tied to hereditary occupation long before colonial rule. The census (from the 1860s; Herbert Risley's 1901 census recorded social hierarchy), the caste petitions to the Census Commissioner and the 1935 Schedules were colonial changes that made caste more rigid and more visible.

Q6 **(A)** When citizens have institutional and political space to identify both with the nation and their own cultural identity, they build trust in common institutions and take part in democratic politics — the basis of unity in diversity. (B), (C) and (D) state the opposite.

Q7 **(A)** In an authoritarian state people have no voice; those in power are not accountable to anyone; it often limits or abolishes civil liberties (freedom of speech, press, political activity, protection from abuse of power). The Emergency (1975–77) gave Indians a brief experience of authoritarian rule.

Q8 **(D)** A is false: Sanskritisation did not operate the same way everywhere. R is true: where non-Sanskritic castes were dominant (e.g. in Punjab culture), their influence was stronger — a process sometimes called "de-Sanskritisation".

Q9 **(D)** Common features of public perception of disability: it is seen as biologically given; the disabled person is seen as a victim; disability is linked with the individual's self-perception; and the very idea of disability suggests that disabled people are in need of help.

Q10 **(B)** Both are true: most Indians still work in agriculture, and only a small share have secure organised-sector jobs with benefits. But the lack of secure jobs does not explain why India is an agricultural country.

Q11 **(B)** Nationalist movements in Asia and Africa ended colonialism. The other options are false: 19th-century reform movements did change caste and gender practices; the Civil Rights Movement won equal rights for African-Americans; the anti-apartheid struggle transformed South Africa.

Q12 **(D)** This is the view of thinkers who saw crowds as irrational mobs. Historians influenced by Marx argued the opposite: crowds were not anarchic hooligans; the urban poor had good reasons to protest and did so because they had no other way to express their anger; they acted on a shared sense of right and wrong.

FREE SAMPLE | Buy the complete pack at notesbazar.in | page 37 of 43

Q13 **(A)** is not true: Adivasis were dispossessed of land and forests and are among the poorest groups. They are concentrated in central India and the north-east, were seen as forest people, and practised shifting cultivation.

Q14 **(A) (III), (I), (II), (IV)**, as given in the marking scheme. The order follows the passage: the term 'Adivasi' is coined in the 1930s in the struggle against colonial intrusion (III); resource extraction in tribal areas is traced to the British government (I); it grows more powerful after the 1990s liberalisation (II); and the Adivasi movements win statehood for Jharkhand and Chhattisgarh in 2000 (IV).

Q15 **(C)** English is widely used, Indians have produced an impressive body of English literature, and knowledge of English has given Indians an edge in the global market. Paradoxically, it remains a privilege of a few, yet for groups like Dalits who were denied education it opened doors to new opportunities.

Q16 **(A)** Both are true and R explains A. Accommodating regionalism needs an institutional structure that ensures the viability and autonomy of states; so the Constitution defines the powers of the Centre and States (Union, State and Concurrent lists), the Rajya Sabha represents states, and Finance Commissions share revenue.

Q17 Malthus believed population grows geometrically while food grows arithmetically, so prosperity is possible only by controlling population growth. Two kinds of checks:
(i) **Artificial or preventive checks** — postponing marriage, practising sexual abstinence or celibacy.
(ii) **Positive (natural) checks** — famines, diseases (and wars) that increase deaths and bring population back in line with food supply.

Q18(a) **Social exclusion** refers to the ways in which individuals may become cut off from full involvement in the wider society. It is the combined outcome of deprivation and discrimination that prevents individuals or groups from participating fully in the economic, social and political life of their society. It is structural: it results from social processes and institutions, not from individual choice (e.g. Dalits being kept away from common wells and temples).

OR

Q18(b) Any two of the three dimensions:
• **Exclusion** — Dalits are barred from sharing drinking-water sources and from collective religious worship, ceremonies and festivals.
• **Humiliation-subordination** — gestures of deference such as taking off footwear, bowing, not wearing new or bright clothes; forced, unpaid or underpaid labour.
• **Exploitation** — economic exploitation of various kinds, such as confiscation of property and forced labour.

FREE SAMPLE | Buy the complete pack at notesbazar.in | page 38 of 43

Q19 **Reason:** land is not just a means of production or a form of property, and agriculture is not just a livelihood — it is a **way of life**; our cultural practices and patterns grow out of our agrarian background.
Festivals: any two — Pongal (Tamil Nadu), Bihu (Assam), Baisakhi (Punjab), Ugadi (Karnataka); all celebrate the harvest.

Q20 Community identity is **ascriptive** because it is based on **birth and belonging**, not on any qualification or achievement — we do not choose the family, community, language or religion we are born into. Yet people feel a deep sense of **security and satisfaction** in belonging to these communities, even though their membership is entirely accidental; this is why such identities are so strongly felt.

Q21 The most important initiative is **reservation** (the policy of affirmative action): seats are reserved for Scheduled Castes and Scheduled Tribes in the State and Central legislatures (Lok Sabha and Vidhan Sabhas), in jobs in government service across all departments and public sector companies, and in educational institutions, roughly in proportion to their share of the population.
(The board also accepts: the 93rd Amendment extending reservation to OBCs in higher education; Article 17 abolishing untouchability; the Prevention of Atrocities Act, 1989.)

Q22(a) Minorities are small groups in a society who are subjected to prejudice and discrimination; this gives them a strong sense of **group solidarity**, togetherness and belonging. The disadvantage need not be economic: religious minorities like the **Parsis or Sikhs** may be relatively well-off economically, yet they are disadvantaged in a **cultural sense** because of their small numbers relative to the overwhelming Hindu majority. (Privileged minorities, like the very rich, are not usually called minorities.)
OR

Q22(b) **Western sense:** separation of Church and State — the progressive retreat of religion from public life. **Indian sense:** includes the Western meaning but also means that the state does not favour any particular religion over others; it respects all religions equally (sarva dharma sambhava).

Q23 (i) **Inclusive education** — recognising disability within the wider educational discourse and educating disabled children in regular schools alongside others, instead of segregated schools.
(ii) **Vocational and skill-based education**, so that the disabled child can earn a living and become self-reliant (also: accessible buildings and transport, assistive devices, removing social stigma).

Q24 Any two:
• Very few people have the experience of working in large firms where they meet people from other regions and backgrounds.
• Very few have secure jobs with benefits (pension, provident fund), so most must depend on their children in old age.
• Unorganised workers rarely have the experience of collectively fighting (through unions) for proper wages and safe working conditions.
• Personal relationships decide much of work life: if the employer likes you, you may get a

FREE SAMPLE | Buy the complete pack at notesbazar.in | page 39 of 43

raise; if you quarrel, you may lose your job.
• No well-defined rules or transparency in recruitment, and no mechanism for complaints and redressal.

Q25

• Non-governmental organisations, religious and humanitarian groups, human rights associations, consumer protection advocates and environmental activists campaign together in the public interest across countries.
• The huge protests against the **World Trade Organisation in Seattle** (1999) were organised in part through internet-based networks. (Similarly, environmental and women's movements share campaigns across borders.)

Q26

• **What it is:** in regions such as Punjab and Karnataka, farmers sign contracts with multinational companies (such as PepsiCo) to grow particular crops (tomatoes, potatoes), which the company then buys for processing or export.
• **How it works:** the company identifies the crop, provides seeds and other inputs, the know-how and often working capital; in return the farmer is assured of a market and price.
• **Effects on production:** it caters mainly to elite items (flowers, gherkins, export vegetables), which are often not ecologically sustainable, and diverts land away from food-grain production.
• **Insecurity:** though it seems to give financial security, farmers become dependent on the company for their livelihood.
• **Sociological significance:** it disengages many people from the production process and makes farmers' indigenous knowledge of agriculture irrelevant.

Q27

• The state was committed to the **abolition of caste** and wrote this into the Constitution, but it was unable and unwilling to push through radical reforms (such as thorough land reform) that would have undermined the economic basis of caste inequality.
• The state assumed that if it acted in a **caste-blind** manner (merit-based jobs, equal citizenship), caste privileges would automatically wither away — but upper castes, already educated, gained most.
• Democratic politics became deeply conditioned by caste; caste remains central to **electoral politics** (vote banks, caste-based parties).
• State-led development and private industry affected caste indirectly by speeding up economic change: modern industry created new jobs with no caste rules, and urbanisation weakened caste in everyday public life, while it persisted in private life (marriage).

Q28

• **Inclusive:** it recognised India's diversity and plurality (religion, language, region) rather than trying to impose one identity.
• **Democratic:** it sought to do away with discrimination and exclusion and to bring about a just and equitable society.
• This vision, along with ideas of humanism, guided nationalist leaders in framing strategies for **minority rights** and nation building (e.g. Constitution guaranteeing cultural and educational rights to minorities).
• Nationalists recognised that a strong democratic nation needs special constitutional provisions to protect the rights of all groups, especially minorities, so that the majority cannot dominate them.

FREE SAMPLE | Buy the complete pack at notesbazar.in | page 40 of 43

Q29 Rituals have **secular dimensions** besides their religious meaning:
• They give men and women occasions for **socialising** with peers and superiors (weddings, festivals).
• They are used to **show off the family's wealth**, clothing and jewellery.
• In recent decades the **economic, political and status** dimensions of ritual have become increasingly conspicuous.
• Example: the number of cars lined up outside a wedding house and the VIPs who attend are an index of the household's standing in the community. Rituals are also performed for secular goals such as passing an exam, getting a job or recovering from illness.

Q30 Jan Breman (study in Gujarat) showed how capitalist farming changed the old ties:
• Agriculture became **capitalist and more intensive**, increasing the use of hired agricultural labour.
• Cultivation became **commercialised** and villages were integrated into the wider market economy.
• Payment shifted from **kind (grain) to cash**.
• Traditional hereditary bonds between landowners and labourers (a kind of bonded labour that also carried **patronage** — protection, loans, help in hard times) loosened.
• A class of "free" wage labourers emerged, separated from the means of production. Workers were freed from bondage but lost the landlord's protection and were paid low cash wages — hence "from patronage to exploitation".

Q31(a) • Colonial port cities were placed so that **primary commodities could be easily exported** and **manufactured goods cheaply imported**.
• They were the prime link between the economic **core** (Britain) and the **periphery** (colonised India) — the concrete expression of global capitalism.
• **Bombay** was planned and re-developed so that by 1900 over three-quarters of India's raw cotton was shipped through it.
• **Calcutta** exported jute to Dundee, and **Madras** sent coffee, sugar, indigo and cotton to Britain.
OR

Q31(b) • The colonial government used unfair means to hire labourers and forcibly keep them on plantations, acting on behalf of British planters.
• Administrators openly took harsh and undemocratic measures against labourers to benefit planters.
• Labour had to be brought from far-off homes to unhealthy lands with strange fevers, which needed financial incentives the Assam tea planters were unwilling to offer.
• Instead they used fraud and coercion, and persuaded the government to pass **penal laws** (labour contract laws making it a crime for workers to leave) to aid them.

Q32 • National development meant building **large dams, factories and mines**; this benefited the mainstream at the expense of tribes.
• Tribals were **dispossessed of their land** as a by-product of mineral exploitation and of hydroelectric projects sited in tribal areas (e.g. Narmada dam displacement).
• The coming of **private property in land** hurt tribals whose community-based collective ownership was placed at a disadvantage.
• Tribal regions faced heavy **in-migration of non-tribals**, which threatens to overwhelm tribal

communities and cultures and speeds up their exploitation (e.g. Jharkhand, Tripura). Loss of forest rights also hit their livelihood.

Q33.1 Any two:
• Migration to the city gives the socially oppressed some protection from the **daily humiliation** they face in the village, where everyone knows their caste identity.
• The **anonymity** of the city lets poorer members of socially dominant rural groups do low-status work they could not do in the village.
• (Also) decline of common property resources (ponds, forests, grazing land) and limited opportunities for cash income in villages push people to cities.

Q33.2 Any four:
• Agriculture now contributes only about **one-sixth of GDP**; the relative economic value of what rural people produce has fallen sharply.
• Rural people increasingly work in **non-farm occupations** — transport, business, craft manufacturing.
• **Mass media** bring images of urban lifestyles and consumption patterns into villages.
• **Mass transit and communication** are bridging the rural-urban gap.
• **Common property resources** (ponds, forests, grazing lands), which let the landless poor survive, have been privatised or exhausted.
• Opportunities for **cash income** in villages are limited, so people move to towns.

Q34 Home-based work includes making lace, zari or brocade, carpets, bidis, agarbattis and many other products. It is done mainly by **women and children**; an **agent** supplies raw material and collects the finished product; workers are paid on a **piece-rate** basis.
Example: the bidi industry
1. In forested villages, villagers pluck **tendu leaves** and sell them to the forest department or a private contractor (who sells to the department); a person can collect about 100 bundles of 50 leaves a day.
2. The government **auctions** the leaves to bidi factory owners, who give them to contractors.
3. The contractor supplies tobacco and leaves to **home-based workers**, mostly women.
4. The women **roll the bidis**: dampen the leaves, cut them, fill tobacco evenly and tie them with thread.
5. The contractor picks up the bidis and sells them to the **manufacturer**, who roasts them and puts on his brand label.
6. The manufacturer sells to a **distributor**, who supplies wholesalers, who sell to neighbourhood pan shops. The workers at the bottom earn very little and have no job security.

Q35 • **19th-century reform:** anti-sati campaign by Raja Rammohun Roy in Bengal; widow remarriage movement in the Bombay Presidency (Ranade); Jyotiba Phule's attack on caste and gender oppression; Sir Syed Ahmed Khan's movement for women's education; women reformers such as Tarabai Shinde and Begum Rokeya Sakhawat Hossain.
• **Early 20th century:** growth of women's organisations at national and local levels — Women's India Association (1917), National Council for Women in India (1925), All India Women's Conference (1926); they began with a limited focus but widened their scope.
• Women took part with men in the national movement and in tribal and peasant revolts in the colonial period. Some argue this was not yet a social movement, but it had organisations,

FREE SAMPLE | Buy the complete pack at notesbazar.in | page 42 of 43

ideology, leadership, a shared understanding and aims of change.

• **Mid-1970s renewal** — the "second phase": changes in organisational strategy (autonomous women's groups) and ideology.

• **New issues:** violence against women (dowry deaths, rape, sexual harassment), campaigns that led to school forms carrying both father's and mother's names.

• **Legal changes** won by campaigns — on land rights, employment, sexual harassment and dowry.

FREE SAMPLE | Buy the complete pack at notesbazar.in | page 43 of 43

Notes Bazar

All the best for your boards!

Complete chapter-wise notes, NCERT solutions and more at **notesbazar.in**